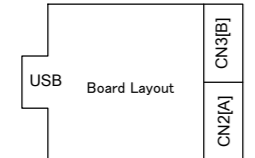
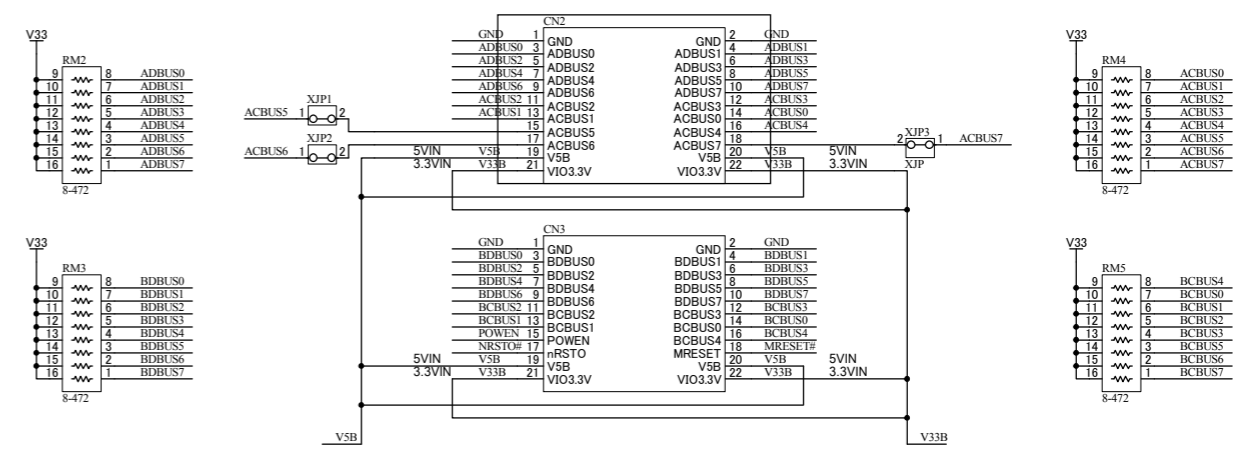
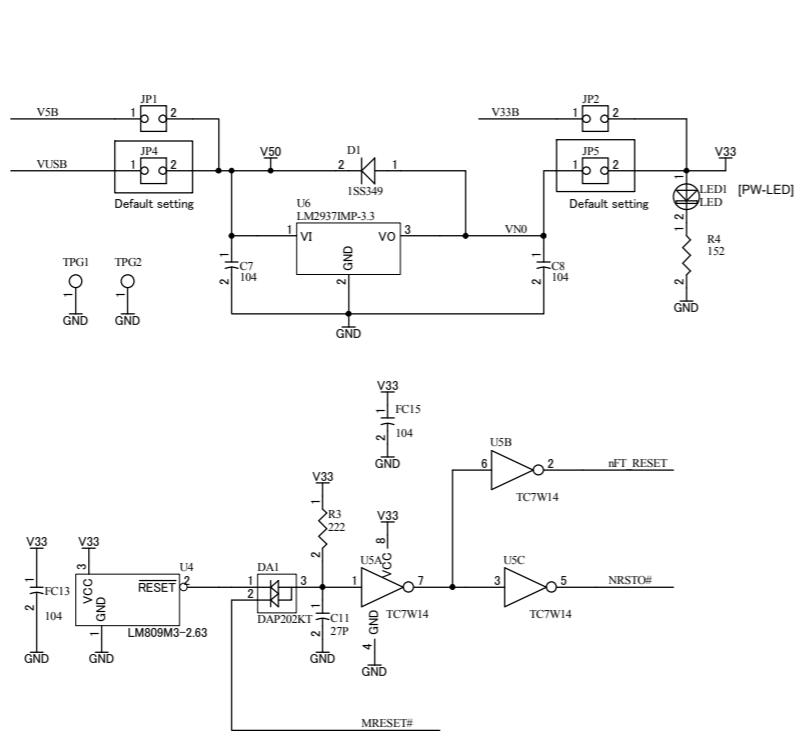


NET LABEL	Operation Mode									
	RS232	245 FIFO Sync	245 FIFO	ASYNC Bit-bang	SYNC Bit-bang	MPSSE	Fast Serial	CPU Style FIFO	Host Bus Emulation	
ADBUS0	TXD	D0	D0	D0	D0	TCK/SK	-	D0	AD0	
ADBUS1	RXD	D1	D1	D1	D1	TDI/DO	-	D1	AD1	
ADBUS2	RTS#	D2	D2	D2	D2	TDO/DI	-	D2	AD2	
ADBUS3	CTS#	D3	D3	D3	D3	TMS/CS	-	D3	AD3	
ADBUS4	DTR#	D4	D4	D4	D4	GPIOL0	-	D4	AD4	
ADBUS5	DSR#	D5	D5	D5	D5	GPIOL1	-	D5	AD5	
ADBUS6	DCD#	D6	D6	D6	D6	GPIOL2	-	D6	AD6	
ADBUS7	RI#	D7	D7	D7	D7	GPIOL3	-	D7	AD7	
ACBUS0	TXDEN	RXF#	RXF#	-	-	GPIOH0	-	CS#	A8	
ACBUS1	-	TXE#	TXE#	WRSTB#	WRSTB#	GPIOH1	-	A0	A9	
ACBUS2	-	RD#	RD#	RDSTB#	RDSTB#	GPIOH2	-	RD#	A10	
ACBUS3	RXLED#	WR#	WR#	-	-	GPIOH3	-	WR#	A11	
ACBUS4	TXLED#	SIWUA	SIWUA	SIWUA	SIWUA	GPIOH4	-	SIWUA	A12	
ACBUS5	-	CLKOUT	-	-	-	GPIOH5	-	-	A13	
ACBUS6	-	OE#	-	-	-	GPIOH6	-	-	A14	
ACBUS7	-	-	-	-	-	GPIOH7	-	-	A15	
BDBUS0	TXD	-	D0	D0	D0	TCK/SK	FSDI	D0	CS#	
BDBUS1	RXD	-	D1	D1	D1	TDI/DO	FSCLK	D1	ALE	
BDBUS2	RTS#	-	D2	D2	D2	TDO/DI	FSDO	D2	RD#	
BDBUS3	CTS#	-	D3	D3	D3	TMS/CS	FSCTS	D3	WR#	
BDBUS4	DTR#	-	D4	D4	D4	GPIOL0	-	D4	IORDY	
BDBUS5	DSR#	-	D5	D5	D5	GPIOL1	-	D5	CLKOUT	
BDBUS6	DCD#	-	D6	D6	D6	GPIOL2	-	D6	I/O0	
BDBUS7	RI#	-	D7	D7	D7	GPIOL3	-	D7	I/O1	
BCBUS0	TXDEN	-	RXF#	-	-	GPIOH0	-	CS#	-	
BCBUS1	-	-	TXE#	WRSTB#	WRSTB#	GPIOH1	-	A0	-	
BCBUS2	-	-	RD#	RDSTB#	RDSTB#	GPIOH2	-	RD#	-	
BCBUS3	RXLED#	-	WR#	-	-	GPIOH3	-	WR#	-	
BCBUS4	TXLED#	-	SIWUB	SIWUB	SIWUB	GPIOH4	SIWUB	SIWUB	-	
BCBUS5	-	-	-	-	-	GPIOH5	-	-	-	
BCBUS6	-	-	-	-	-	GPIOH6	-	-	-	
BCBUS7	PWRSV#	PWRSV#	PWRSV#	PWRSV#	PWRSV#	GPIOH7	PWRSV#	PWRSV#	PWRSV#	

HuMANDATA are not responsible for the pin function table above.
For accurate information, please refer to FTDI's official document.



USB101R1-SCH-B1.pdf

HUMANDATA		FTDI FT2232H Evaluation Board	
HuMANDATA LTD. OSAKA JAPAN www.hdl.co.jp/en/(Global) www.hdl.co.jp/(Japan)		DOC. No.	USB-101
Date:	26-Nov-2010 09:41:59	File:	USB101B.sch
		Sheet	1 of 1
			B1